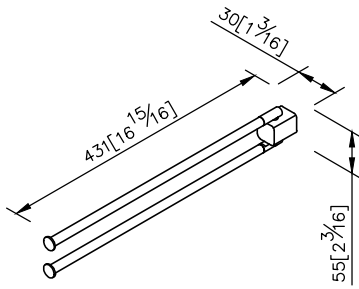
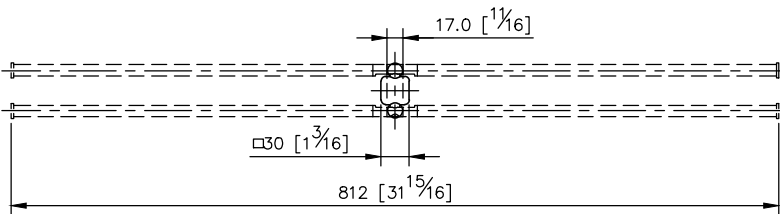
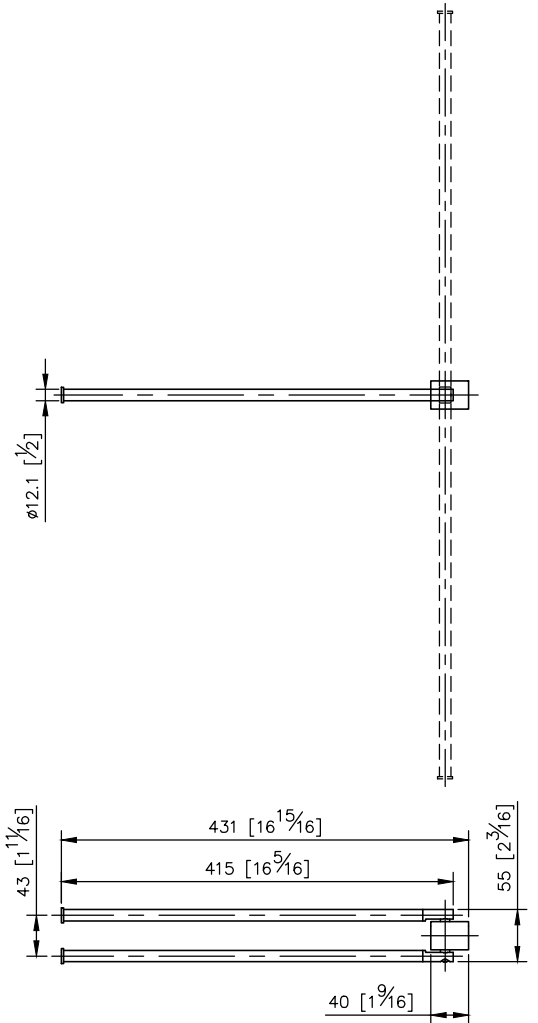


Swivel Double Towel Bar 6909-12-80CP



unit: mm[inch]

- 1.Brass mounting base meets JIS 3604 standard.
- 2.Stainless steel towel bar meets SUS 304 standard.
- 3.Justime finishes resist corrosion and tarnish.
- 4.Chrome plated finish meets the standard of ASTM-SC2.
- 5.Vertical force could support a static load of 4 Kgf.
- 6.The towel bar could be swiveled by user request and add the space for bathroom environment.
- 7.Coordinates with other products in 6909 collection.



Mounting Template Specification

